



HOSPITALS OF REGINA
— FOUNDATION —
HOME LOTTERY™

FALL 2025

GRAND PRIZE SHOWHOME
SOURCE GUIDE

4158 Fieldstone Way, The Creeks





APPELQUIST
INTERIOR DESIGN

Holli Appelquist, Principal Designer
Email: holli@appelquistinteriordesign.ca
appelquistinteriordesign.ca
Phone: 306-585-9219







Ken and Leanne Ripplinger, Owners
Email: info@ripplingerhomes.ca
ripplingerhomes.ca
Phone: 306-596-2204

FURNITURE





Location	Supply	Item/description	Quantity	Image
Foyer	Article	Article Cilo 16" Leather Ottoman in Charme Green. 17.5"H x 16"dia	1	
Foyer	Article	Article Tovi 51.25" Console in oak. 30"H x 51.25"W x 17.75"D	1	
Office	Article	Article Mysen 59" desk in natural oak. 29.5"H x 59"W x 21"D	1	
Office	Structube	Structube Ganni Dining Chair in grey, 96.58.15.62	1	
Great room	Father's Furniture	Stylus Ames RAF sectional. Fabric: Nestle Milk. Large pillows: Hendricks Silver. Small pillows: Nestle Milk.	1	
Great room	Father's Furniture	Stylus Sanford leather armchair. Leather: Classico Portobello.	2	
Great room	Appelquist Interior Design	Style in Form Forest Coffee Ottoman – Truffle Boucle and Blonde Oak	1	
Great room	Appelquist Interior Design	Renwil Braiden Table, TA525.	2	
Great room	Urban Barn	Jepson Recycled Metal Plant Stand Tall – Ebony	1	
Great room	Urban Barn	Urban Barn Jepson Recycled Metal Plant Stand Short – Ebony	1	
Dining room	Urban Barn	Edmond Extension Dining Table Fawna Amber	1	
Dining room	Costco	Aiden & Ivy Fabric Dining Chair (2 pack), beige, 1812672	2	
Dining room	Structube	Ostia Dining Chair in beige, 95.01.30.95	2	
Kitchen island	Urban Barn	Ibra Counter Stool in Amalie Forest	4	
Bonus room	Father's Furniture	Van Gogh Annie Sofa, 84" x 37", Fabric: Hemingway, Colour: Cardigan, Grade 16	1	

Location	Supply	Item/description	Quantity	Image
Bonus room	Father's Furniture	Stylus Jean Armchair, Fabric: Nestle Milk	2	
Bonus room	IKEA	Tonstad Coffee Table in Oak Veneer (White Oak)	1	
Bonus room	IKEA	Tonstad Side Table in Oak Veneer (White Oak)	2	
Bonus room	Structube	Chablis Modular Armless Sofa in Cream, 62.55.30.46	2	
Primary bedroom	Costco	Aiden & Ivy Fabric Upholstered Bed, King, Cream, 98.4" x 87" x 42.1"	1	
Primary bedroom	Urban Barn	Wallen Charging Nightstand – Dunn Ginger, 26"W x 24"H x 18"D	2	
Primary bedroom	Urban Barn	Wallen Dresser – Dunn Ginger, 68"W x 18"D x 34"H	1	
Bedroom 3 (front of house)	IKEA	Stjärnö Bedframe, Anthracite, Full Size with Luröy Slatted Base	1	
Bedroom 3 (front of house)	Structube	Kiera Bedside Table in Oak, 85.01.04.04	2	
Bedroom 3 (front of house)	IKEA	Gråfjället Dressing Table in Anthracite	1	
Bedroom 3 (front of house)	Structube	Laurence Storage Ottoman in White, 17"dia x 17"H	1	
Bedroom 2 (back of house)	Wayfair	Latitude Run Upholstered Bed, Full/Double	1	
Bedroom 2 (back of house)	Article	Tovie Side Table in Oak, 18.5"H x 19.75"dia	2	
Bedroom 2 (back of house)	Article	Fantol 43.25" Writing Desk – Natural Oak	1	
Bedroom 2 (back of house)	Article	Svelti Office Chair – Pure Black	1	
Lower level bar	Urbane	Moe's Alibi Counter Stool – Dark Green, UU-1003-27	4	
Lower level media room	Father's Furniture	Elran Renee LHF reclining chair item 125, cup holder, recliner armless chair, cup holder, RHF reclining chair item 135, fabric: Arlo Limestone 4817-18 grade 36	1	




Location	Supply	Item/description	Quantity	Image
Lower level rec room	Father's Furniture	Decor Rest 2449 Sectional, 122" long 61"D. Fabric: pattern nation, colour camel, grade 33. Pillows: qty 2 in pattern megan, colour ivory, grade 88 and qty 2 in pattern effie, colour ivory, grade 33.	1	
Lower level bedroom 4	IKEA	Ikea Ramnefjall upholstered bed in light beige with Luroy slats. Queen sized	1	
Lower level bedroom 4	Article	Article Fortra Side Table in White oak. 21"H x 20"dia	2	
Lower level bedroom 4	Structube	Structube Florence Storage Ottoman in green, 64.85.34.70. 48"W x 17"D x 17"H.	1	
N/A	Father's Furniture	King Mattress – Blythe mattress 13"	1	N/A
N/A	Father's Furniture	Queen Mattress – Blythe mattress 13"	1	N/A
N/A	Father's Furniture	Double Mattress – Blythe mattress 13"	1	N/A

All bedding, window treatments and small accessories are supplied by Appelquist Interior Design

WALLPAPER/MURAL MATERIAL

Location	Supply	Item/description	Image
Primary bedroom	Appelquist Interior Design	Prairie Plaid White on Forest on cambric Canvas Linen	
Laundry room	The Design Collective	Gigi Taupe ILA501	
Bedroom 3 (front of house)	The Design Collective	Monica Hazel S10131	
Lower level bar	The Design Collective	Akiyama Meadow KIM303	




LAMPS

Location	Supply	Item/description	Quantity	Image
Bedroom 2 (back of house)	Appelquist Interior Design	Renwil Abbey, LPT825v	2	
Upper level bonus room	Appelquist Interior Design	Renwil Albacete lamp, LPT1316	2	
Bedroom 4	Appelquist Interior Design	Renwil Augusta LPT1267-set2	1	

MIRRORS

Location	Supply	Item/description	Quantity	Image
Front entry	Appelquist Interior Design	Renwil Sparti MT2534, 36" x 36"	1	
Mudroom	Urban Barn	Erika Mantle Wall Mirror in black	1	
Half bathroom	Ripplinger Homes	Custom Mirror as per elevation	N/A	N/A
Ensuite	Appelquist Interior Design	Renwil Bern MT2634 Mirror. 40" dia.	2	
Upper level main bathroom	Ripplinger Homes	Custom Mirror as per elevation	N/A	N/A
Lower level main bathroom	Ripplinger Homes	Custom Mirror as per elevation	N/A	N/A

ART









Location	Supply	Item/description	Quantity	Image
Office	Urban Barn	Russo Gallery Frame, 11 x 11, black	2	
Office	Opposite Wall	Opposite Wall Textured Taupe Poster in 12 x 16 (cut down to fit in frame)	2	
Half bathroom	Urban Barn	Sunburst Wall Art, 33" square	1	






Location	Supply	Item/description	Quantity	Image
Great room	Appelquist Interior Design	Celadon Art Hudson River School Mt. Katahdin (framed Canvas) 35 x 22"	1	
Stairwell to upper level	Urban Barn	Urban Barn Propel Wall Art Set	1	
Bonus room	Appelquist Interior Design	Renwil Arcos artwork, OL2208. 60" x 40"	1	
Bedroom 2 (back of house)	Urban Barn	Drifting Wall Art	1	
Upper level main bathroom	Appelquist Interior Design	Celadon Art Hudson River School Clouds Over Churchs farm (glass framed) 26" x 14"	1	
Primary bedroom	Appelquist Interior Design	Renwil Lipton artwork, OL2192. 40"W x 60"H	1	
Ensuite toilet room	Urban Barn	Urban Barn Russo Gallery Frame, 11 x 14 black (24" x 24")	1	
Ensuite toilet room	Opposite Wall	Opposite Wall Dune Landscape poster, 12 x 16	1	
Lower level rec room nook	Appelquist Interior Design	Renwil Nala artwork, OL2218. 36"W x 48"H	1	
Lower level media room	Urban Barn	Urban Barn Casa Wall art	1	
Lower level bathroom	Appelquist Interior Design	Celadon Art Hudson River School Clouds, Hudson Valley (glass framed) 18" x 14"	1	
Lower level bedroom 4	Appelquist Interior Design	Renwil Dulcedo artwork, OL2217. 55"W x 30"H	1	








RUGS



Location	Supply	Item/description	Quantity	Image
Foyer	Ruggable	The Home Edit Miles Natural – Flatwoven, 4' x 6'	1	
Office	Wayfair	Angela Rose x Loloi Ember Fog / Dove, 5'3" x 7'6"	1	
Great room	Appelquist Interior Design	Renwil Ariella RARI-10187-1013, 9'10 x 13'1	1	
Mudroom	Ruggable	Piper Plaid Neutral – Flatwoven, 3' x 5'	1	

PAINT, CEILINGS AND WALL TREATMENTS









Location	Wall colour	Ceiling colour/details	Wall treatments	Image
Used throughout unless otherwise specified.	Benjamin Moore Baby Fawn OC-15, sheen: eggshell.	White textured	N/A	
Office	See main spec at top of page.	See main spec at top of page.	Accent feature wall: 6" Vertical shiplap (between bookcases) painted Benjamin Moore Cinnamon Slate 2113-40, sheen: semi gloss. Baseboard below 6" vertical shiplap to be painted in the same colour.	  
Half bathroom	Benjamin Moore Cinnamon Slate 2113-40, sheen: semi gloss.	See main spec at top of page.	N/A	
Mudroom	See main spec at top of page.	See main spec at top of page.	Bench wall backing stairwell: 6" Vertical shiplap painted Benjamin Moore Mountain Moss 2142-30, sheen: semi gloss. Top rail and baseboard below 6" vertical shiplap to be painted in the same colour.	  













Location	Wall colour	Ceiling colour/details	Wall treatments	Image
Upper level bonus room	TV wall only: Benjamin Moore Baby Fawn OC-15, sheen: semi gloss. (the rest of the room will be painted in the same colour but an eggshell sheen).	See main spec at top of page.	Applied moulding to create frames on TV wall: Alexandria 90936, 3/8" x 1-1/4" painted Benjamin Moore Baby Fawn OC-15, sheen: semi gloss. Reading Nook: 6" Vertical shiplap painted Benjamin Moore Mountain Moss 2142-30, sheen: semi gloss. Baseboard below 6" vertical shiplap to be painted in the same colour.	
Laundry room	Benjamin Moore Cinnamon Slate 2113-40, sheen: semi gloss.	See main spec at top of page.	Wall with cabinetry to receive wallpaper by The Design Collective. Khroma by Masureel, Aquila Gigi Taupe, ILA501.	
Upper level main bathroom	See main spec at top of page.	See main spec at top of page.	Vanity wall: 6" Vertical shiplap painted Benjamin Moore Mountain Moss 2142-30, sheen: semi gloss. Baseboard below 6" vertical shiplap to be painted in the same colour.	
Bedroom 2 (back of house)	See main spec at top of page.	See main spec at top of page.	Window + side walls: 6" Vertical shiplap painted Benjamin Moore Cinnamon Slate 2113-40, sheen: semi gloss. Baseboard below 6" vertical shiplap to be painted Benjamin Moore Baby Fawn OC-15, sheen: semi gloss.	
Bedroom 3 (front of house)	See main spec at top of page.	See main spec at top of page.	6" Vertical shiplap (on either side of the wallpaper) painted Benjamin Moore Cinnamon Slate 2113-40, sheen: semi gloss. Wallpaper in between the vertical shiplap by The Design Collective. Wallpaper: Sandberg Monica Hazel. Baseboard below 6" vertical shiplap to be painted Benjamin Moore Baby Fawn OC-15, sheen: semi gloss.	

Location	Wall colour	Ceiling colour/details	Wall treatments	Image
Primary bedroom	Headboard wall only: Benjamin Moore Baby Fawn OC-15, sheen: semi gloss. (the rest of the room will be painted in the same colour but an eggshell sheen).	Ceiling (flat drywall) to be painted Benjamin Moore Baby Fawn OC-15, sheen: semi gloss. Tray ceiling to have 6" shiplap (running from the wall that is shared with the laundry room to the headboard wall) painted Benjamin Moore Baby Fawn OC-15, sheen: semi gloss.	Applied moulding to create frames on headboard wall: Alexandria 90936, 3/8" x 1-1/4" painted Benjamin Moore Baby Fawn OC-15, sheen: semi gloss. Wallpaper in top frames: Phillip Jefferies Prairie Plaid White on Forest, 10730.	
Primary ensuite	See main spec at top of page.	See main spec at top of page.	Tub wall: 6" Vertical shiplap painted Benjamin Moore Baby Fawn OC-15, sheen: semi gloss. Baseboard below 6" vertical shiplap to be painted in the same colour.	
Primary walk-in closet	Benjamin Moore Mountain Moss 2142-30, sheen: eggshell.	See main spec at top of page.	N/A	
Lower level bar	See main spec at top of page.	See main spec at top of page.	Wall above shelf to receive wallpaper by The Design Collective. Wallpaper: Khroma by Masureel, Kimono Akiyama Meadow, KIM303.	
Lower level wine room	Benjamin Moore Mountain Moss 2142-30, sheen: semi gloss.	See main spec at top of page.	N/A	
Lower level media room	Benjamin Moore Mountain Moss 2142-30, sheen: eggshell.	See main spec at top of page.	TV wall: Tafisa Panels, Prelude Series, Karisma Finish, Sheer Beauty or Rhapsody Colour.	
Lower level bathroom	See main spec at top of page.	See main spec at top of page.	Whole Room (approx 3' - 8.5"): 6" Vertical shiplap painted Benjamin Moore Mountain Moss 2142-30, sheen: semi gloss. Top rail and baseboard below 6" vertical shiplap to be painted in the same colour.	



Location	Wall colour	Ceiling colour/details	Wall treatments	Image
Lower level bedroom	Headboard wall only: Benjamin Moore Baby Fawn OC-15, sheen: semi gloss. (the rest of the room will be painted in the same colour but an eggshell sheen.	See main spec at top of page.	Applied moulding to create frames on headboard wall: Alexandria 90936, 3/8" x 1-1/4" Benjamin Moore Baby Fawn OC-15, sheen: semi gloss.	
Lower level exercise room	See main spec at top of page.	See main spec at top of page.	Mirror on TV wall of gym: standard mirror. Corner of Gym: 6" Vertical shiplap painted Benjamin Moore Cinnamon Slate 2113-40, sheen: semi gloss. Baseboard below 6" vertical shiplap to be painted in the same colour.	


APPLIANCES AND FIREPLACE












Appliance	Specification	Source	Image
Refrigerator (kitchen)	Frigidaire Professional Counter Depth French Door Fridge, PRFG2383AF	Coast Appliances	
Wall oven (kitchen)	Frigidaire single wall oven with total convection, PCWS3080AF	Coast Appliances	
Cooktop (kitchen)	Frigidaire 36" electric cooktop, FPEC3677RF	Coast Appliances	
Microwave & trim kit (kitchen)	Frigidaire Stainless-steel built-in microwave, PMBS3080BF + PMTK3080AF	Coast Appliances	
Dishwasher (kitchen)	Frigidaire Stainless-steel Built-in dishwasher, PDSH4816AF	Coast Appliances	
Washer	Samsung smart front load washer, WF45B6300AP	Coast Appliances	
Dryer	Samsung smart front load electric dryer, DVE45B6305P	Coast Appliances	
Beverage fridge (pantry and lower level bar)	Silhouette Emmental French door fridge, SBC051D1BSS	Coast Appliances	

Fireplace	Specification	Source	Image
Great room fireplace	Heat n Glo Cosmo Linear Gas Fireplace, 42". (clean face trim, amber glass, and traditional log insert)	Northern Fireplace	 
Lower level fireplace	Napoleon Entice Fireplace – 42" length, black glass embers	Northern Fireplace	 
Exterior deck fireplace	Heat n Glo Vesper Outdoor Gas Fireplace, 36". VOFB36-H (herringbone brick interior panel and mountain oak wood)	Northern Fireplace	 
Microwave & trim kit (kitchen)	Frigidaire Stainless-steel built-in microwave, PMBS3080BF + PMTK3080AF	Coast Appliances	
Dishwasher (kitchen)	Frigidaire Stainless-steel Built-in dishwasher, PDSH4816AF	Coast Appliances	
Washer	Samsung smart front load washer, WF45B6300AP	Coast Appliances	
Dryer	Samsung smart front load electric dryer, DVE45B6305P	Coast Appliances	
Beverage fridge (pantry and lower level bar)	Silhouette Emmental French door fridge, SBC051D1BSS	Coast Appliances	 



LIGHTING

Location	Quantity	Specification	Source	Image
Exterior	3	Canarm Baxley Wall Sconce in Black, LOL638BK. 9" W x 8 3/8" H x 11" D.	Richardson Lighting	
Front entry	1	Progress Lighting Parkhurst roof light pendant in black, P500214-031. 14.375" x 14.375" x 24.375"H.	Richardson Lighting	












Location	Quantity	Specification	Source	Image
Office	1	DVI Don Echo four light pendant in ebony, DVP48420EB-SW. 17.25"dia x 11.25"H.	Richardson Lighting	
Office	1	Kichler Midi Wall sconce in black, 52650BK. 18"W x 5"H.	Richardson Lighting	
Half bathroom	2	Z Lite Monty Pendant in black, 732P17-MB. 5.25"dia x 17"H.	Richardson Lighting	
Dining table	1	Progress Lighting Parkhurst Six Light Linear Chandelier in black, P400300-31M. 42"W x 13"D x 15.125"H.	Richardson Lighting	
Kitchen	3	Capital lighting, Della Large Pendant in Terracotta Ivory, 354211IV. 14.25"dia x 15.75"H.	Richardson Lighting	
Mudroom	1	DVI Bon Echo Semi Flush Mount in ebony, DVP48412. 17.5"dia x 11.25"H.	Richardson Lighting	
Stairwell to upper level	1	Kichler Malene Chandelier in black, 52696BK. 42"dia x 22.25"H.	Richardson Lighting	
Bonus room	1	Artcraft Capilano Chandelier in black with rope, AC11846BK. 36"dia x 21"H.	Richardson Lighting	
Bonus room nook	2	Eglo Trago, 203677A, 12" with black trim (203766). 3000K temp.	Richardson Lighting	
Laundry room	2	DVI Bon Echo Semi Flush Mount in ebony, DVP48412. 17.5"dia x 11.25"H.	Richardson Lighting	
Upper level main bathroom	2	Matteo Badgley in black, S13702MB. 10"W x 24"H x 5"E.	Richardson Lighting	
Bedroom 2 (back of house)	1	Canarm Bellamy Flush Mount in black, IFM1149A19BK. 19"dia x 8"H.	Richardson Lighting	
Bedroom 3 (front of house)	1	Progress Lighting Lavelle three light semi flush mount in black, P350183-031. 15.625 in x 15.625 in x 14.375 in	Richardson Lighting	
Bedroom 2 and 3 closet	2	Eglo Trago surface mounted light with black ring, 203815A (9").	Richardson Lighting	
Primary bedroom	1	Progress Kempsey semi flush convertible in bronze, P350110-020. 21.75 in x 21.75 in x 11 in.	Richardson Lighting	

Location	Quantity	Specification	Source	Image
Primary bedroom	2	Canarm Aubrie pendant (small) in rope, IPL785B01BKR. 12"dia x 16.75"H.	Richardson Lighting	
Ensuite vanity	2	DVI Dorset 3 light vanity in black, DVP37243EB-RIO. 26.5"W x 8"D x 9.5"H	Richardson Lighting	
Ensuite tub	1	Canarm Aubrie pendant in rope, IPL785B03BKR20. 20"W x 12-7/8"H.	Richardson Lighting	
Ensuite toilet room	1	Eglo Trago surface mounted light with black ring, 203914A (7").	Richardson Lighting	
Ensuite closet / walk-in closet	2	Eglo Trago surface mounted light with black ring, 203916A (12").	Richardson Lighting	
Stairwell to lower level	1	DVI Bon Echo Semi Flush Mount in ebony, DVP48412. 17.5"dia x 11.25"H.	Richardson Lighting	
Lower level bar peninsula	1	Canarm Aspen linear pendant in black, IPL1201A02BK. 35 1/4" – 56 1/4"W x 15 1/2" – 63 1/2"H.	Richardson Lighting	
Exercise room	2	Eglo Trago surface mounted light with black ring, 203916A (12").	Richardson Lighting	
Lower level bathroom	1	Kuzco Vesper 48" linear pendant in black, LP73048-BK. 48-1/4"L x 1-3/4"W x 13-5/8"H.	Richardson Lighting	
Lower level bedroom	1	Kusco Lyla 16" Flush Mount in rattan, FM479016RB-5CCT. 16"dia x 1.25"H.	Richardson Lighting	
Lower level under stairs storage	1	Eglo Trago surface mounted light with black ring, 203815A (9").	Richardson Lighting	


PLUMBING FIXTURES AND BATH ACCESSORIES

Location	Specification	Quantity	Source	Image
Kitchen	Franke Maris Granite Undermount Kitchen Sink in Onyx	1	Wolesley/Sterling	
Kitchen	Delta Trinsic Pull Down Kitchen Faucet in Matte Black	1	Wolesley/Sterling	
Kitchen	Kohler Duostrainer Sink Drain in Matte Black	1	Wolesley/Sterling	N/A










Location	Specification	Quantity	Source	Image
Pantry	Franke Maris Granite Dual Mount Sink in Onyx	1	Wolesley/Sterling	
Pantry	Delta Trinsic Pull Down Kitchen Faucet in Matte Black	1	Wolesley/Sterling	
Pantry	Kohler Duostrainer Sink Drain in Matte Black	1	Wolesley/Sterling	N/A
Half bathroom	Contrac Carlaw One Piece Toilet with Seat in White	1	Wolesley/Sterling	
Half bathroom	Contrac Camden Undermount Lav Sink in White	1	Wolesley/Sterling	
Half bathroom	Delta Trinsic Single Handle Lav Faucet in Matte Black	1	Wolesley/Sterling	
Half bathroom	Delta Trinsic 12" Towel Bar in Matte Black	1	Wolesley/Sterling	
Half bathroom	Delta Trinsic Paper Holder in Matte Black	1	Wolesley/Sterling	
Main bathroom	Contrac Carlaw One Piece Toilet with Seat in White	1	Wolesley/Sterling	
Main bathroom	Contrac Camden Undermount Lav Sink in White	1	Wolesley/Sterling	
Main bathroom	Delta Trinsic Single Handle Lav Faucet in Matte Black	1	Wolesley/Sterling	
Main bathroom	Hytec Langley 5' Alcove Style Tub in White	1	Wolesley/Sterling	
Main bathroom	Delta Monitor 14 Series Tub/ Shower Trim in Matte Black	1	Wolesley/Sterling	
Main bathroom	Delta Multichoice Tub & Shower Valve Body	1	Wolesley/Sterling	N/A
Main bathroom	OS&B Drain Assembly in Matte Black	1	Wolesley/Sterling	N/A
Main bathroom	Moen Curved Shower Rod in Matte Black	1	Wolesley/Sterling	
Main bathroom	Delta Trinsic 12" Towel Bar in Matte Black	1	Wolesley/Sterling	




Location	Specification	Quantity	Source	Image
Main bathroom	Delta Trinsic 24" Towel Bar in Matte Black	1	Wolesley/Sterling	
Main bathroom	Delta Trinsic Paper Holder in Matte Black	1	Wolesley/Sterling	
Laundry	Franke Maris Granite Dual Mount Sink in Onyx	1	Wolesley/Sterling	
Laundry	Delta Trinsic Pull Down Kitchen Faucet in Matte Black	1	Wolesley/Sterling	
Laundry	Kohler Duostrainer Sink Drain in Matte Black	1	Wolesley/Sterling	N/A
Ensuite	Contrac Carlaw One Piece Toilet with Seat in White	1	Wolesley/Sterling	
Ensuite	Contrac Camden Undermount Lav Sink in White	2	Wolesley/Sterling	
Ensuite	Delta Trinsic Single Handle Lav Faucet in Matte Black	2	Wolesley/Sterling	
Ensuite	Delta ActivTouch Slide Bar Hand Shower Kit in Matte Black	1	Wolesley/Sterling	
Ensuite	Delta Supply Elbow in Matte Black	1	Wolesley/Sterling	N/A
Ensuite	Delta 16" Shower Arm in Matte Black	1	Wolesley/Sterling	N/A
Ensuite	Delta Shower Flange in Matte Black	1	Wolesley/Sterling	N/A
Ensuite	Delta H20kinetic Shower Head in Matte Black	1	Wolesley/Sterling	
Ensuite	Delta Monitor 17 Series Valve Trim with Diverter in Matte Black	1	Wolesley/Sterling	
Ensuite	Delta Multichoice Rough In Valve with Diverter	1	Wolesley/Sterling	N/A
Ensuite	Kohler Clearflo Custom Shower Drain in Matte Black	1	Wolesley/Sterling	N/A
Ensuite	Hytec Ellesmere 66" x 36" Freestanding Tub in White	1	Wolesley/Sterling	
Ensuite	Delta Trinsic Roman Tub Trim with Hand Shower in Matte Black	1	Wolesley/Sterling	

Location	Specification	Quantity	Source	Image
Ensuite	Delta Flexible Roman Tub Rough In	1	Wolesley/Sterling	N/A
Ensuite	OS&B Drain Assembly in Matte Black	1	Wolesley/Sterling	N/A
Ensuite	OS&B Freestanding Tub Drain in Matte Black	1	Wolesley/Sterling	N/A
Ensuite	Delta Trinsic 12" Towel Bar in Matte Black	2	Wolesley/Sterling	
Ensuite	Delta Trinsic Robe Hook in Matte Black	3	Wolesley/Sterling	
Ensuite	Delta Trinsic Paper Holder in Matte Black	1	Wolesley/Sterling	
Lower level bathroom	Contrac Carlaw One Piece Toilet with Seat in White	1	Wolesley/Sterling	
Lower level bathroom	Contrac Camden Undermount Lav Sink in White	1	Wolesley/Sterling	
Lower level bathroom	Delta Trinsic Single Handle Lav Faucet in Matte Black	1	Wolesley/Sterling	
Lower level bathroom	Hytec Bathcove 5' Three Wall Fibreglass Bathtub in White	1	Wolesley/Sterling	
Lower level bathroom	Delta Monitor 14 Series Tub/Shower Trim in Matte Black	1	Wolesley/Sterling	
Lower level bathroom	Delta Multichoice Tub & Shower Valve Body	1	Wolesley/Sterling	N/A
Lower level bathroom	OS&B Drain Assembly in Matte Black	1	Wolesley/Sterling	N/A
Lower level bathroom	Moen Curved Shower Rod in Matte Black	1	Wolesley/Sterling	
Lower level bathroom	Delta Trinsic 12" Towel Bar in Matte Black	1	Wolesley/Sterling	
Lower level bathroom	Delta Trinsic 24" Towel Bar in Matte Black	1	Wolesley/Sterling	
Lower level bathroom	Delta Trinsic Paper Holder in Matte Black	1	Wolesley/Sterling	
Lower level bar	Franke Maris Granite Dual Mount Sink in Onyx	1	Wolesley/Sterling	



Location	Specification	Quantity	Source	Image
Lower level bar	Delta Trinsic Pull Down Kitchen Faucet in Matte Black	1	Wolesley/Sterling	
Lower level bar	Kohler Duostrainer Sink Drain in Matte Black	1	Wolesley/Sterling	N/A















FLOORING








Location	Type	Specification	Image
Used throughout unless otherwise specified.	Hardwood	Timeless Hardwood, Scotia Collection, European oak, Dalhousie Colour. 6.5" board width, 1/2" thickness.	 Please note image does not show true colour of hardwood
Stairs from foyer to main floor	Hardwood	Timeless Hardwood, Scotia Collection, European oak, Dalhousie Colour. 6.5" board width, 1/2" thickness.	 Please note image does not show true colour of hardwood
Stairs from main level to upper level and main level to lower level	Carpet treads, MDF Lacquered risers	Lacquered MDF to match walls: Benjamin Moore Baby Fawn OC-15.	 
Whole upper level (other than bathrooms and laundry room), stairs to lower level and all lower level (other than the bathroom and mechanical room)	Carpet	Shaw, Simply the Best Collection, 5E809 Clever Design pattern, 00100 Twine colour. 100% Pet polyester.	
Mudroom and lower level bathroom	LVT 1	Torlys, collection: Rigidtile Firm Premier, colour: Amherst. 12" x 24". 5MM thickness.	
Laundry room, upper level main bathroom and exercise room	LVT 2	Beaulieu, Fresque collection, Pissaro colour. 12" x 24" click tile. 5MM thickness.	
Upper level main bathroom – shower/tub walls	Tile	Ames, Flux collection, Bone colour, Matte finish. 12" x 24". 9MM thickness.	
Primary ensuite	Tile	Ames, Nextone Series, Taupe colour, matte finish, 24" x 24" size. 10MM	

Location	Type	Specification	Image
Ensuite shower	Tile	Shower Floor/Curb to be Ames, Nextone Series, Taupe colour, matte finish. Match grout to ensuite floor. Side walls of shower to be Ames, Mapierre series, blanc colour, matte finish. 24" x 24" size. Back wall of shower (accent wall) to be Ames, Mapierre series, Linge blanc colour, matte finish. 24" x 48" size. Bench in shower to match countertop spec'ed for the ensuite.	
Lower level bathroom – tub surrounding	Tile	Centura, Argile series, Cacao colour, 2.5" x 10". 9MM thickness. Install: 50/50 brick. Grout: Mapei 11 Sahara Beige.	
Mechanical room	Sheet vinyl	Tarkett, First Class style, Marrakesh Noir colour, 87042.	










CABINETS, COUNTERTOPS AND WALL TREATMENTS




Location	Cabinets/hardware	Countertops	Backsplash/wall treatment	Image
Kitchen	Base cabinets and island: MDF Lacquered to match wall colour, Benjamin Moore Baby Fawn OC-15. Skinny Shaker door profile. Tall Cabinets, hidden door, open shelves, and hood fan: Tafisa, Prelude Series, Karisma Finish, Sheer Beauty. Flat door profile. Notes: White melamine interiors. Straight flat crown. Double up underside of upper cabinets to allow for puck lights. Knob Hardware: Richelieu Modern Metal Knob, style 82871 in Matte Black. Pull Hardware: Richelieu Modern Metal Pull, style 82871 in Matte Black. A mix of 6"W and 12"W sizes based on width of drawer/door.	Porcelain slab: Caesarstone Marbannova, radius corners	Backsplash tile from counter to underside of open shelf and hood fan cover. Tile to be Centura, Kasbah series, Bone colour, base and star shape. 8MM thickness.	
Pantry	Base and Upper cabinets: MDF Lacquered to match wall colour, Benjamin Moore Baby Fawn OC-15. Open cubbies: Tafisa, Prelude Series, Karisma Finish, Sheer Beauty. Notes: Skinny Shaker door profile. White melamine interiors. Straight flat crown. Double up underside of upper cabinets to allow for puck lights. Knob Hardware: Richelieu Modern Metal Knob, style 82871 in Matte Black. Pull Hardware: Richelieu Modern Metal Pull, style 82871 in Matte Black. A mix of 6"W and 12"W sizes based on width of drawer/door.	Porcelain slab: Caesarstone Marbannova, radius corners	Porcelain splash to match countertop, full height.	

Location	Cabinets/hardware	Countertops	Backsplash/ wall treatment	Image
Mudroom	Cabinetry: Tafisa, Prelude Series, Karisma Finish, Sheer Beauty. Notes: Skinny Shaker door profile. White melamine interiors. Knob Hardware: Richelieu Modern Metal Knob, style 82871 in Matte Black.	Porcelain slab: Caesarstone Marbannova, radius corners. Note: Apply porcelain to dog bowl niche counter and waterfall down front to allow for easy cleaning. Refer to elevations for more details.	N/A	  
Great Room	Bench: Bookcases (flanking fireplace): Tafisa, Prelude Series, Karisma Finish, Sheer Beauty. Notes: Skinny Shaker door profile. White melamine interiors. Knob Hardware: Richelieu Modern Metal Edge Pull, style 3966 in Matte Black.	N/A	Fireplace Stone: Dutch Quality Winter Point Weather Ledge. Cream grout to blend into stone.	  
Half bath	Vanity: Tafisa, Prelude Series, Karisma Finish, Sheer Beauty. Notes: Skinny Shaker door profile. White melamine interiors. Knob Hardware: Richelieu Modern Metal Knob, style 82871 in Matte Black. See elevations for more details.	Porcelain slab: Caesarstone Marbannova, radius corners	Porcelain splash to match countertop, 6"H.	  
Office	Bookcases: Tafisa, Prelude Series, Karisma Finish, Sheer Beauty.	N/A	N/A	
Upper level laundry room	Cabinetry: Tafisa, Prelude Series, Karisma Finish, Sheer Beauty. Notes: Skinny Shaker door profile. White melamine interiors. Straight flat crown. Double up underside of upper cabinets to allow for puck lights. Knob Hardware: Richelieu Modern Metal Knob, style 82871 in Matte Black. Pull Hardware: Richelieu Modern Metal Pull, style 82871 in Matte Black. A mix of 6"W and 12"W sizes based on width of drawer/door.	Porcelain slab: Caesarstone Marbannova, radius corners	Porcelain splash to match countertop, 10" above the sink countertop.	   


Location	Cabinets/hardware	Countertops	Backsplash/ wall treatment	Image
Upper level main bath	Vanity: Tafisa, Prelude Series, Karisma Finish, Sheer Beauty. Notes: Skinny Shaker door profile. White melamine interiors. Knob Hardware: Richelieu Modern Metal Knob, style 82871 in Matte Black. Pull Hardware: Richelieu Modern Metal Pull, style 82871 in Matte Black. A mix of 6"W and 12"W sizes based on width of drawer/door.	Porcelain slab: Caesarstone Marbannova, radius corners	Porcelain splash to match countertop, 6"H.	
Primary ensuite and primary walk-in closet	Vanities: MDF Lacquered to match wall colour, Benjamin Moore Baby Fawn OC-15. Bookcases and all shelving in the walk in closet: Tafisa, Prelude Series, Karisma Finish, Sheer Beauty. Notes: Skinny Shaker door profile. White melamine interiors. Knob Hardware: Richelieu Modern Metal Knob, style 82871 in Matte Black.	Porcelain slab: Caesarstone Marbannova, radius corners	Porcelain splash to match countertop, 6"H.	
Lower level rec room bar & island	Lower cabinets: MDF Lacquered to match wall colour, Benjamin Moore Baby Fawn OC-15. Open shelves, Bar peninsula, and Wall & Ceiling Panels: Tafisa, Prelude Series, Karisma Finish, Sheer Beauty. Notes: Skinny Shaker door profile. White melamine interiors. Double up underside of upper cabinets to allow for puck lights. Knob Hardware: Richelieu Modern Metal Knob, style 82871 in Matte Black. Pull Hardware: Richelieu Modern Metal Pull, style 82871 in Matte Black. A mix of 6"W and 12"W sizes based on width of drawer/door.	Porcelain slab: Caesarstone Mosstone, radius corners	Backsplash tile from counter to underside of open shelf. Tile to be Centura, Argile series, Cacao colour, 2.5" x 10". 9MM thickness.	
Lower level wine room	Wine Floating Case: Tafisa, Prelude Series, Karisma Finish, Sheer Beauty. Notes: Backlit with LED strip lights. See elevations for more details.	N/A	Bronzed mirror Backsplash in the middle portion.	
Lower level media room	TV wall: Tafisa Panels, Prelude Series, Karisma Finish, Sheer Beauty.	N/A	N/A	
Lower level bathroom	Vanity: Tafisa, Prelude Series, Karisma Finish, Sheer Beauty. Notes: Skinny Shaker door profile. White melamine interiors. Pull Hardware: Richelieu Modern Metal Pull, style 82871 in Matte Black. A mix of 6"W and 12"W sizes based on width of drawer/door.	Porcelain slab: Caesarstone Mosstone, radius corners	Porcelain splash to match countertop, 6"H.	
Lower level exercise room	Niche Shelves: Tafisa, Prelude Series, Karisma Finish, Sheer Beauty.	N/A	N/A	

DOORS AND TRIM




Location	Doors/door hardware	Trim	Image
Used throughout unless otherwise specified.	Transoms to be reeded glass. Doors: Masonite Livingston profile. Painted: Benjamin Moore Baby Fawn OC-15, sheen: semi gloss. Transom glass: bronze tinted. Door Hardware: Wieser Trafford Lever in matte black.	Casing: Standard flat 3". Base: Alexandria 90620, 1/2" x 4 1/4". Painted: Benjamin Moore Baby Fawn OC-15, sheen: semi gloss	
Office	Doors to office from foyer: Full lite glass door with reeded glass. Painted: Benjamin Moore Baby Fawn OC-15, sheen: semi gloss. Door Hardware: Taymor Stockholm Lever in matte black.	Base on feature wall only: Benjamin Moore Cinnamon Slate 2113-40, sheen: semi gloss.	
Half bathroom	See main spec at top of page.	See main spec at top of page. Base only painted Benjamin Moore Cinnamon Slate 2113-40, sheen: semi gloss.	
Mudroom (x2 doors, one to kitchen, one to pantry)	Doors to office from foyer: Full lite glass door with reeded glass. Painted: Benjamin Moore Baby Fawn OC-15, sheen: semi gloss. Door Hardware: Taymor Stockholm Lever in matte black.	See main spec at top of page. Base on feature wall only: Benjamin Moore Mountain Moss 2142-30, sheen: semi gloss.	
Upper level bonus room	See main spec at top of page.	See main spec at top of page. Base in reading nook only: Benjamin Moore Mountain Moss 2142-30, sheen: semi gloss.	
Laundry room	See main spec at top of page.	See main spec at top of page. Base only painted Benjamin Moore Cinnamon Slate 2113-40, sheen: semi gloss.	
Upper level main bathroom	See main spec at top of page.	See main spec at top of page. Vanity wall base only: Benjamin Moore Cinnamon Slate 2113-40, sheen: semi gloss.	
Primary ensuite walk-in closet	N/A	See main spec at top of page. Base only painted Benjamin Moore Mountain Moss 2142-30, sheen: semi gloss.	
Lower level wine room	Barn Door: Full lite glass door with reeded glass. Painted: Benjamin Moore Baby Fawn OC-15, sheen: semi gloss. Door Hardware: Matte black barn door hardware.	See main spec at top of page. Base only painted Benjamin Moore Mountain Moss 2142-30, sheen: semi gloss.	






Location	Doors/door hardware	Trim	Image
Lower level media room	See main spec at top of page.	See main spec at top of page. Base only painted Benjamin Moore Mountain Moss 2142-30, sheen: semi gloss.	
Lower level bathroom	See main spec at top of page.	See main spec at top of page. Base only painted Benjamin Moore Mountain Moss 2142-30, sheen: semi gloss.	
Lower level exercise room	Door: Full lite glass door with reeded glass. Window beside door to have matching glass. Painted: Benjamin Moore Baby Fawn OC-15, sheen: semi gloss. Door Hardware: Taymor Stockholm Lever in matte black.	See main spec at top of page.	

RAILING

Location	Railing spec	Spindle spec	Image
Stairwells	Custom metal posts and handrails in matte black with glass inserts.	Glass: clear glass.	

EXTERIOR

Material	Supply	Specification	Image
Shingles	IKO	Dual Black	
Stucco	Kenroc Building Materials Co. LTD.	Benjamin Moore Intense White OC-51	
Board and batten siding	Metex Supply Co	LP Siding Desert Stone	
Accent siding	Metex Supply Co	Mac Metals Cork	
Stone	Metex Supply Co	Dutch Quality Winter Point Weather Ledge	

Material	Supply	Specification	Image
Soffit/fascia	Wayne Building Supplies	Herringbone	
Windows	Ripplinger Homes	Black exterior, white interior	N/A
Doors	Ripplinger Homes	Painted Benjamin Moore Mountain Moss 2142-30	
Garage door	Ripplinger Homes	Contemporary Door in Charcoal, garage cladding to match	
Exterior rear deck	Duradek Canada Ltd.	Pebble Beach	
Exterior rear deck stairs	TREX	Gravel path	
Railing	Railcraft	Flat Black	N/A

Lottery licence #LR25-0026